



British Columbia
Teachers' Federation

Privatization of Education in Canada: Funding and Enrollment Trends

Sherri Brown, Ph.D.

Senior Research Analyst

British Columbia Teachers' Federation

5/26/2016

Presentation Overview and Objectives

1

Historical Trends

2

Trends in Funding of Private Education

3


Trends in Enrollment in Private Education

4

Implications and Research Agenda



A Timeline of Public Funding for Private Education in Canada



Sources: Barman, 1991; Cunningham & Cunningham, 2002; Manzer, 1994, Sweet , 1997, & CBC, 2011
(<http://www.cbc.ca/news/canada/saskatchewan/cash-for-independent-schools-hurts-public-system-ndp-1.1257733>)

Trends in Public Funding for Private Education

Province	British Columbia	Alberta	Saskatchewan	Manitoba
Public Funding Formula for Independent Schools (Per FTE student)	50% for Group 1 Schools 35% for Group 2 Schools	60% for Level 1 Schools 70% for Level 2 Schools * 50% for Private ECS Operators	50% of the provincial per-student average	50% of public school net operating expenditures from two years previous to the current funding year
Special Education Grant	100%	100%	0%	100%

Sources: Ministry of Education, BC, AB, SK, and MB websites and Annual Reports (2015 and 2016).

<http://www2.gov.bc.ca/gov/content/education-training/administration/kindergarten-to-grade-12/independent-schools>;

<https://education.alberta.ca/private-schools/overview/>; <http://www.education.gov.sk.ca/ISHBE>;

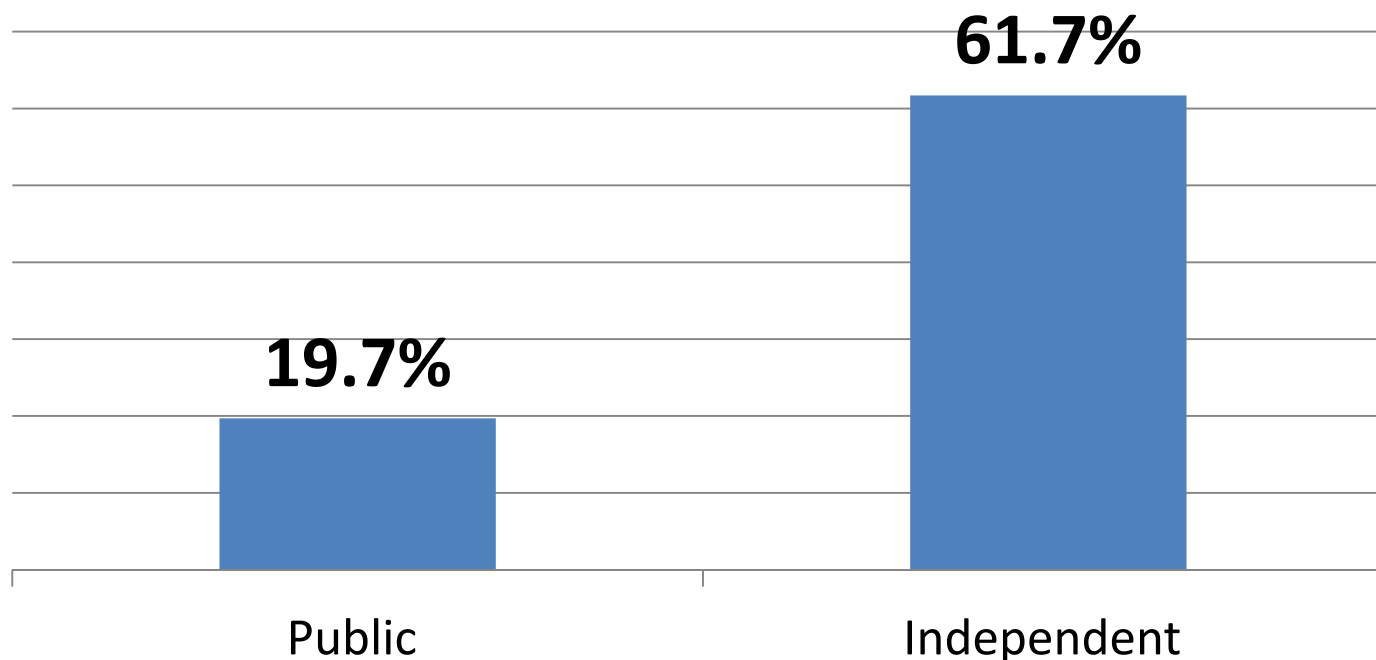
<http://www.teachers.ab.ca/Publications/ATA%20News/Volume%2043/Number%201/In%20the%20News/Pages/Province%20increases%20private%20school%20funding.aspx>; <http://www.edu.gov.mb.ca/k12/schools/ind/funded/index.html>;

<http://www.edu.gov.mb.ca/k12/specedu/funding/level2-3.html>



Trend: Double and Triple Rate Growth in Public Funding for Independent Schools versus Public Schools

Percentage % change in funding, public and independent schools, 2005-06 to 2015-16(est.) in British Columbia

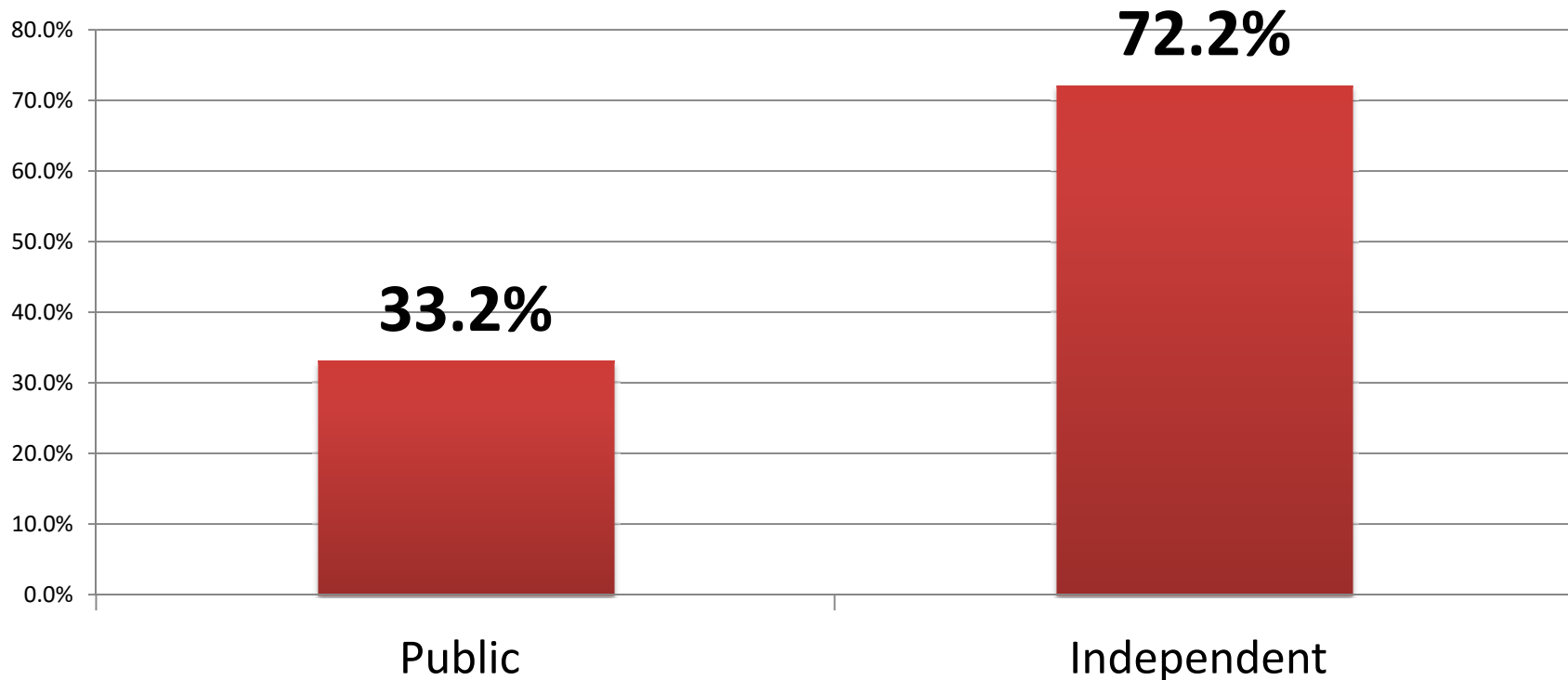


Source: BCTF calculations and chart (White and Kuehn, 2015), figures from Ministry of Education. (February 17, 2015). *Ministry of Education Budget 2015 Overview, February 2015, pp. 3–4.*



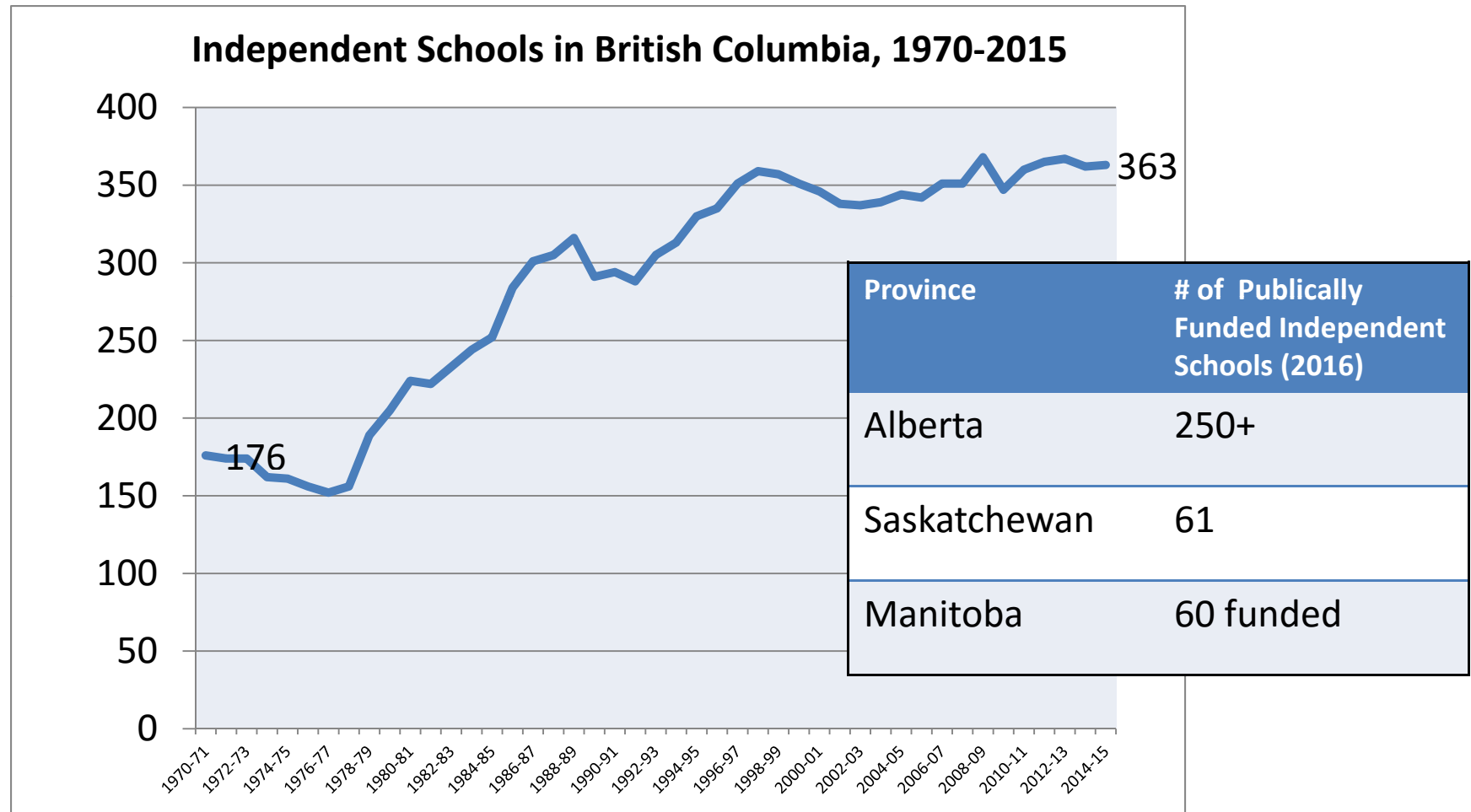
Trend: Double and Triple Rate Growth in Public Funding for Independent Schools versus Public Schools

Percentage % change in funding, public and independent schools, 2006 to 2016 (est.) in Alberta



Source: BCTF calculations (Brown, 2016) and chart, figures from Ministry of Education. *Ministry of Education Budgets 2016-2016* inclusive.

Trend: Growing Numbers of Independent Schools in Canada




Source: <http://fisabc.ca/sites/default/files/Number%20of%20Independent%20Schools%20in%20BC%202015.pdf>



In British Columbia, the number of independent schools has doubled over the past 35 years

Percentage Change Growth in Independent Schools in British Columbia, 1970-2015



Source: <http://fisabc.ca/sites/default/files/Number%20of%20Independent%20Schools%20in%20BC%202015.pdf>

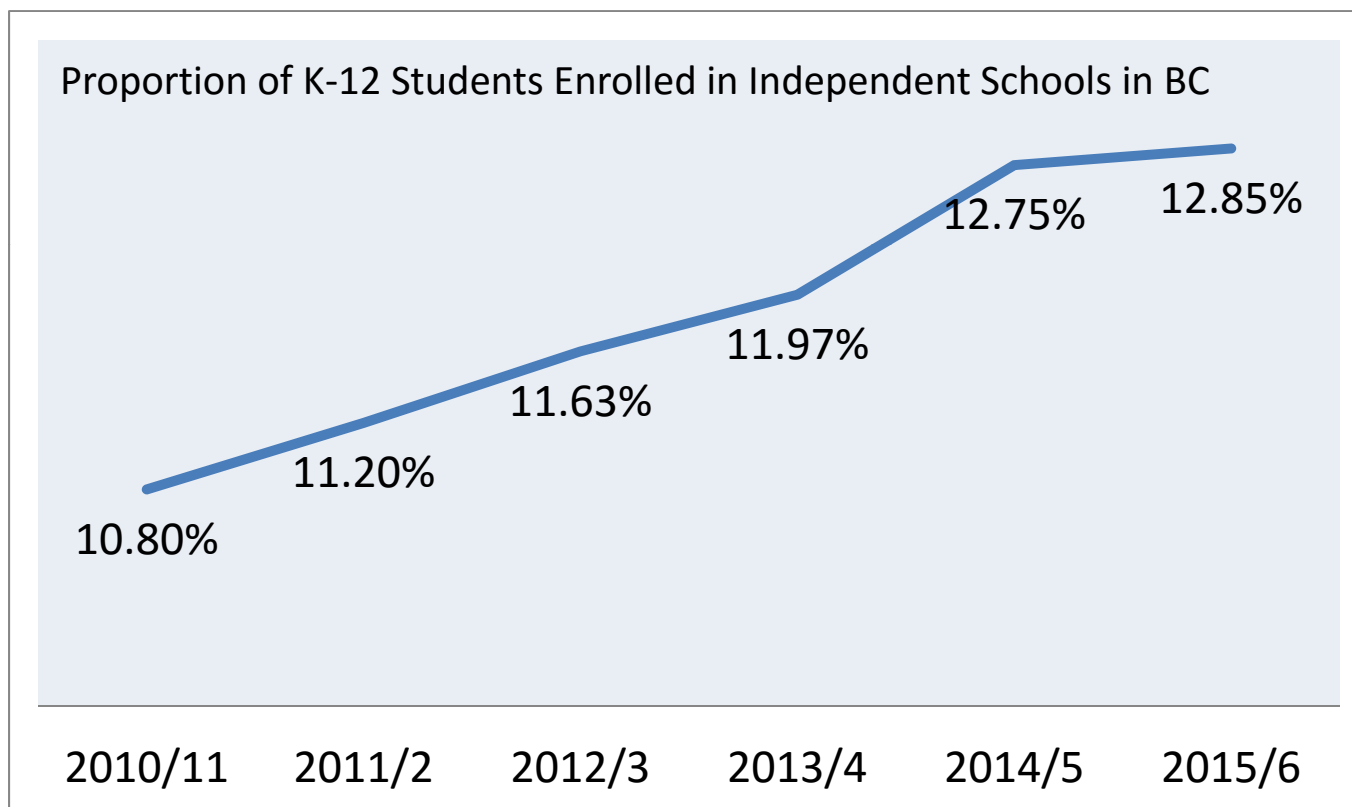
Meanwhile, since 2002, there have been over 250 public school closures in British Columbia.

Source: BC Public School Closures Map, BCTF:

<https://www.google.com/maps/d/viewer?msa=0&ie=UTF&mid=1qNbqVVLOZBzb8STizOWj1XekNEY>



Trend: Growing Proportion of Students Enrolling in Independent Schools in British Columbia

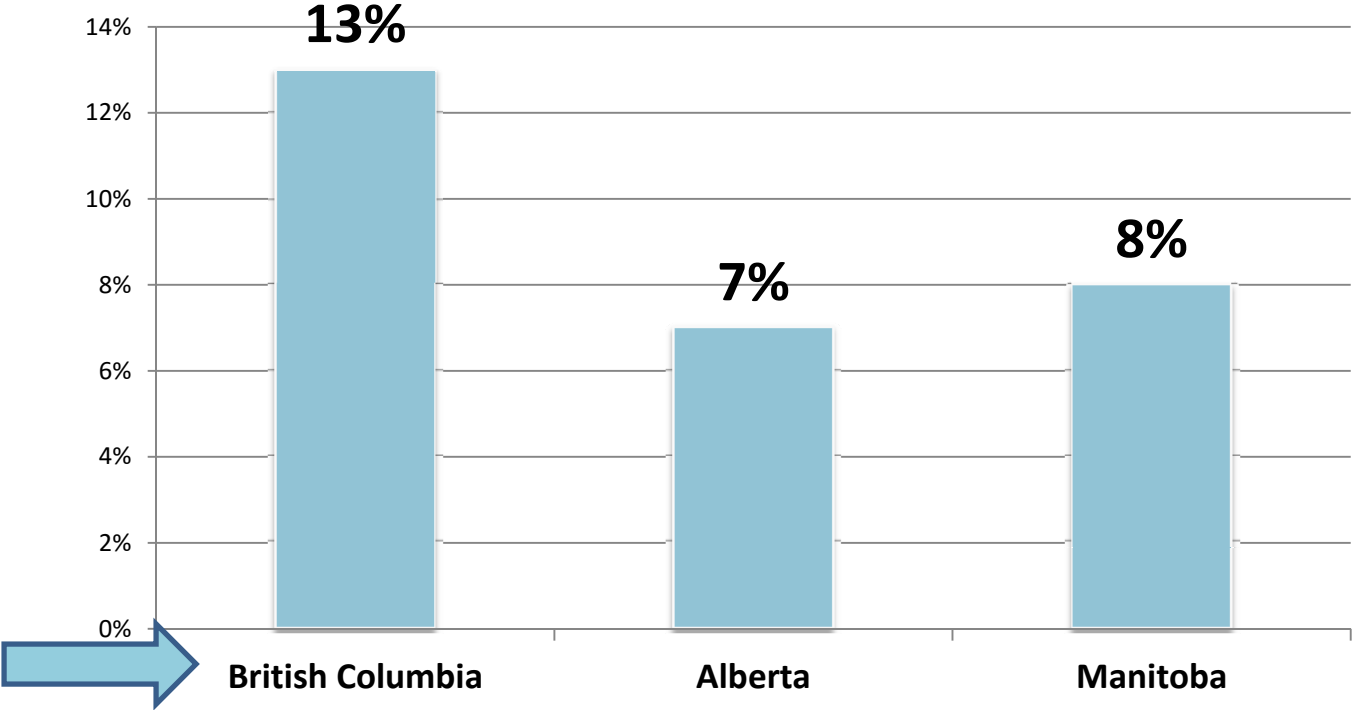


Source: http://www2.gov.bc.ca/assets/gov/education/administration/kindergarten-to-grade-12/independent-schools/enrolment_funding_summary.pdf. Figures based on author's calculation of Ministry of Education Data 2010/11-2015/6 .



Trend: Growing Enrollment in Independent Schools in Other Canadian Provinces

Percentage of K-12 Enrolment in Private Schools, 2015/16



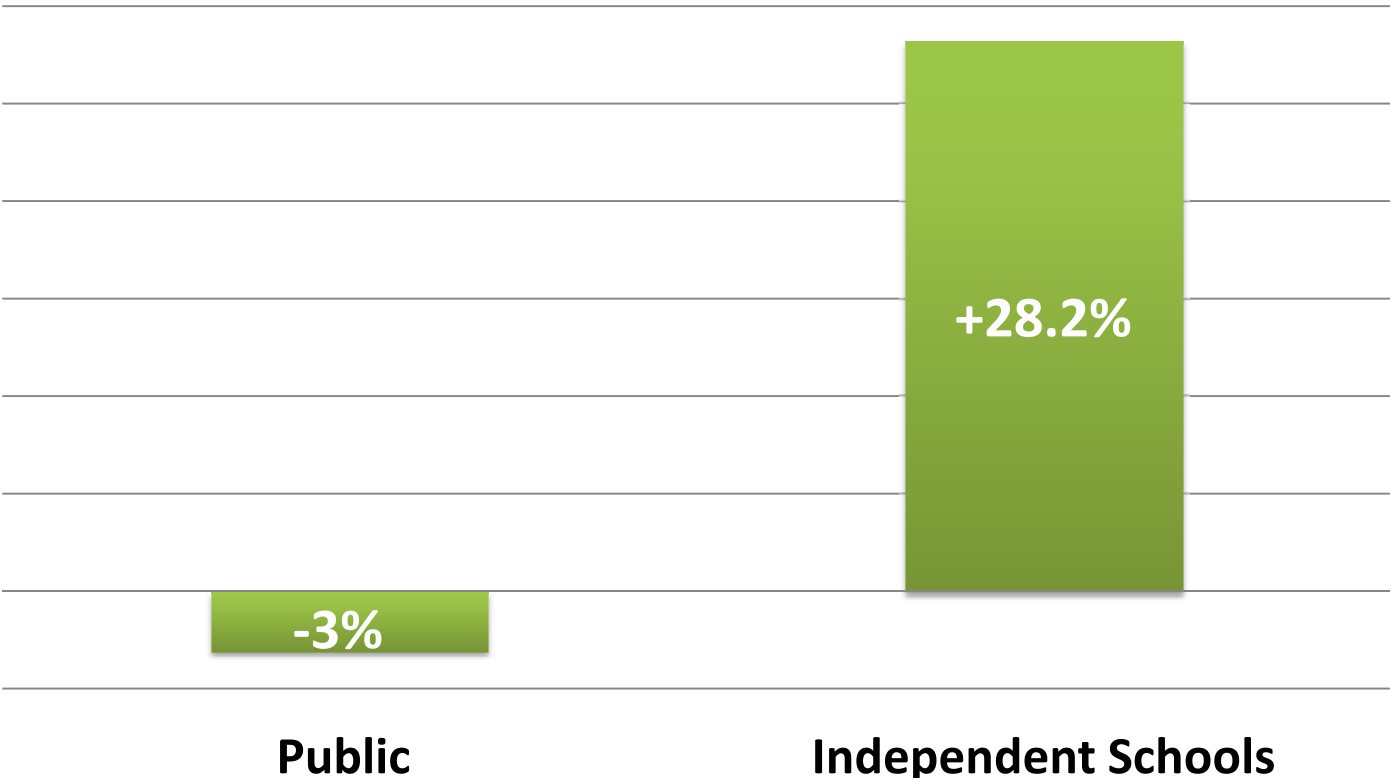
Sources: Ministry of Education Annual Reports from British Columbia, Alberta, and Manitoba, 2015-2016 and Government of British Columbia Budget 2016, Education Estimates.

Notes: Data for Saskatchewan is not included in this chart as available provincial data does not disaggregate public and independent school enrolment figures.



Trend: Enrollment in Independent Schools Outpacing Public School Enrolment

Enrollment Trends in K-12 Schools in *British Columbia*, 2006-2016 (est.)

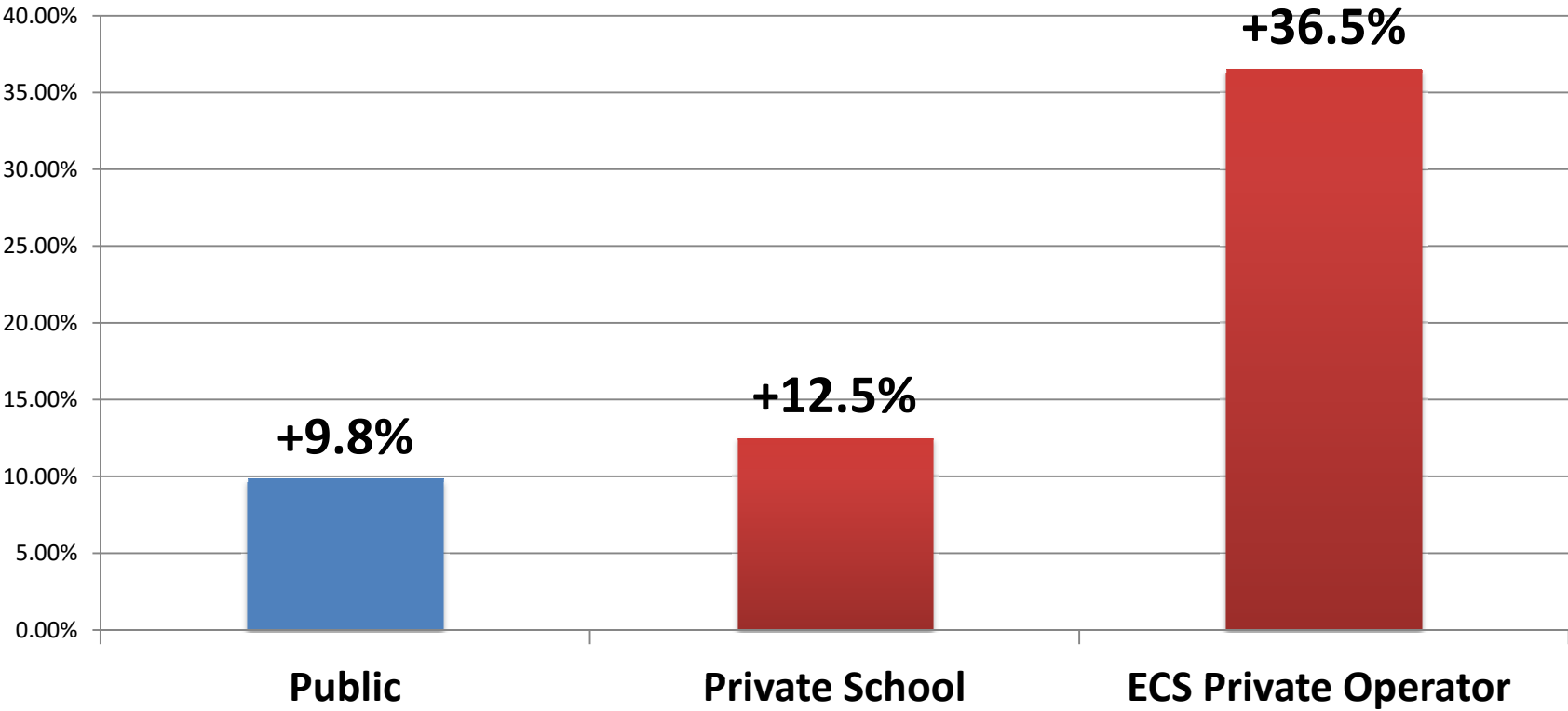


Sources: Ministry of Education (BC) Annual Reports 2006-2016; Ministry of Finance Estimates 2006-2016 (Education <http://www.bcbudget.gov.bc.ca/2006/sp/educ/educ.pdf>)



Trend: Enrollment in Independent Schools Outpacing Public School Enrolment

Enrollment Growth by School Authority in Alberta, 2011/12 - 2015/16



Source: Ministry of Education, Alberta website and Annual Reports <https://education.alberta.ca/private-schools/private-k-12-schools/> ; <https://education.gov.ab.ca/alberta-education/student-population/>

Privatization of Education: The Language and Practice of Neoliberalism

"I think this position of parliamentary secretary is a reflection of the emphasis the government places on family choice -- choice of education,"

Dalton (Parliamentary Secretary for Independent Schools, BC)

"This approach will put our students first, provide them with the best learning environments, and do so much quicker than government could build schools the conventional way." (Premier Wall, on new P3s to build 18 schools in SK)

Former Minister of Education (AB) MLA
Lukaszuk:

"Mr. Speaker, what we are doing is making sure that parents have choice"

(Hansard, 2012).

"Supporting Choice, Diversity, and Excellence in Education"

(Manitoba Federation of Independent Schools"
www.mfis.ca

Thank you.

