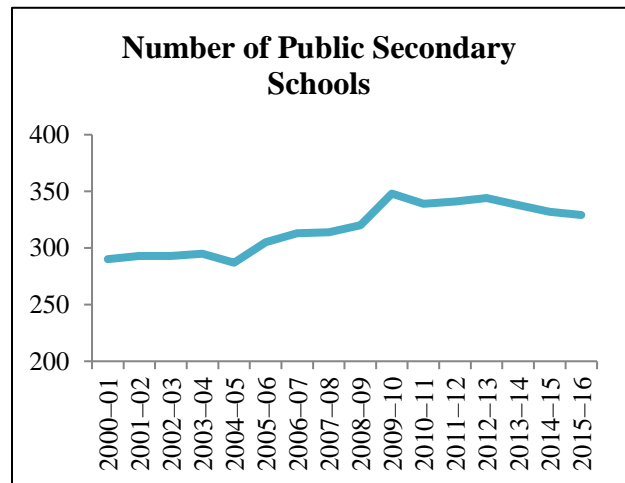
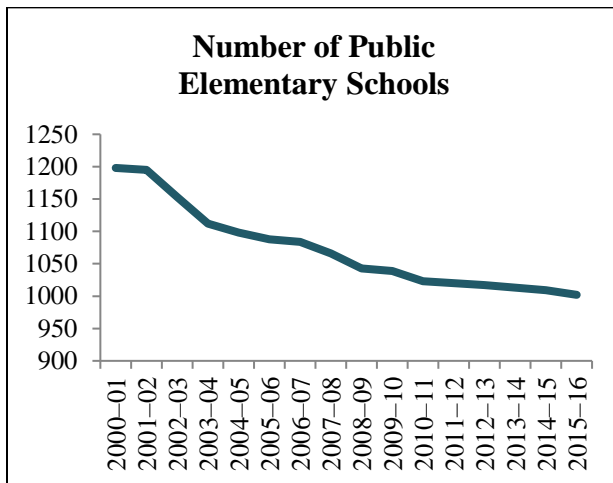


Schools, Class Sizes, and Composition

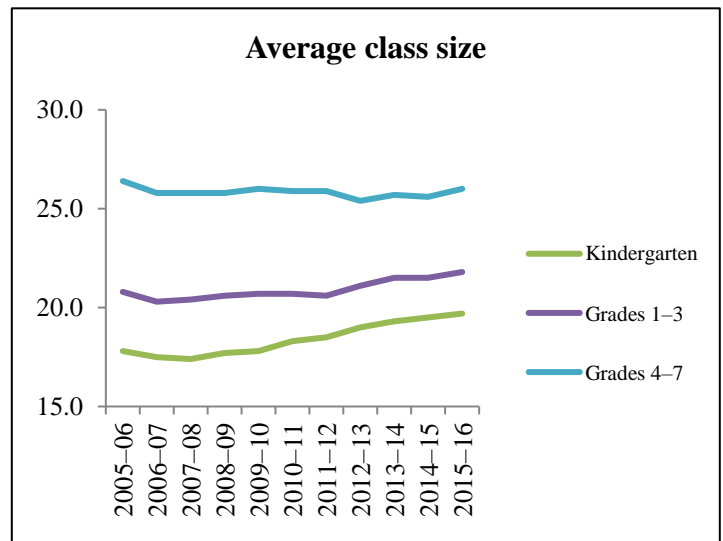
Over the past 15 years, over 200 public schools have been closed in British Columbia.¹

Between 2000–01 and 2015–16, the number of elementary schools dropped by 197, while secondary schools rose by 44. The total number of other types of schools dropped by 24.



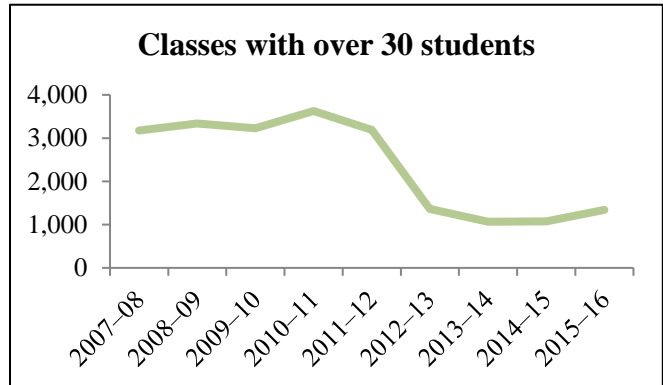
One of the results of school closures has been that the average class size in elementary schools—particularly in primary grades—have steadily increased.²

Between 2005–06 and 2015–16, average class size increased by approximately two students for Kindergarten and one student for Grades 1 to 3. Class size for Grades 4 to 7 has remained roughly the same.

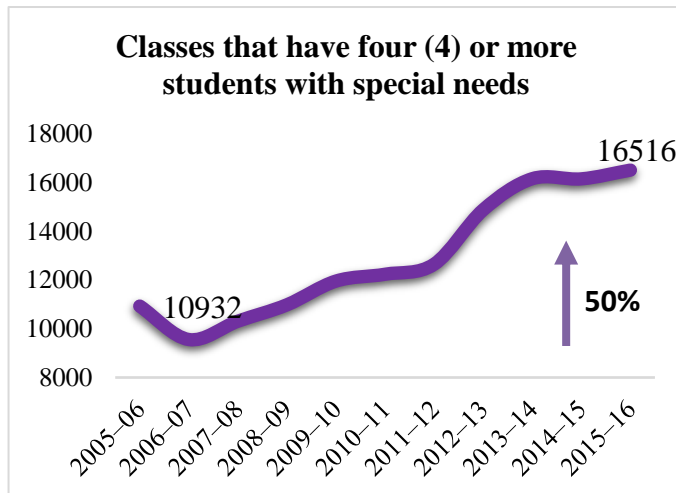


The good news is that the number of classes with over 30 students have decreased significantly.³

Between 2007–08 and 2015–16, the number of classes with more than 30 students fell from 3,179 to 1,343, an almost a 60% decrease.



Meaningful inclusion in British Columbia requires that students with special needs are provided with proper supports and services. Growing numbers of children with special needs in our inclusive schools has *not* been met with additional supports and services in classrooms.



By 2015–16, one in four classrooms in public schools in British Columbia had 4 or more children with special needs—an increase of 50% since only a decade earlier.⁴

References:

¹ Freedom of Information Request – Ministry of Education. *Number of Schools by Grade Range & School Type*. 1998/99 to 2015/16 inclusive. Victoria: Government of British Columbia.

² BC Ministry of Education. (2005–15). *Overview of Class Size and Composition in British Columbia Public Schools—Provincial Overview*. 2005/06 to 2015/16 inclusive. Victoria: Government of British Columbia.

³ Ibid.

⁴ Ibid.

2017.03.19
SB:pl:tfu